

HIOKI


INSULATION TESTER Series



INSULATION TESTERS

Analog Meters

DROP PROOF



Built tough to withstand a 1-meter drop onto a concrete floor



Single range
IR4016-20
IR4017-20
IR4018-20


3 range
3490

See better in the dark



Bright LED

Significantly improve testing speed using test lead with remote switch



L9788-11 (Option)

- Start and stop the test at the touch of a button
- Illuminate the test location with a bright white LED
- Work safely knowing that when the RED is lit, live wires, high voltage or electrical discharge is present

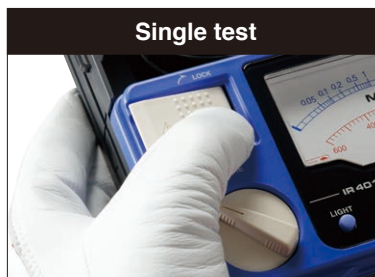
Check for Live Circuits



The LIVE CIRCUIT LED will light up in red whenever the voltage exceeds 20 V AC between the LINE and EARTH terminals, and when at least 20 V DC is still remaining during the auto discharge.

One-touch Start and Stop

Single test



Measurement voltage is applied while MEASURE key is pressed

Continuous test



Lift and lock the MEASURE key to apply a continuous stream of voltage

Flip the Cover



Quick and easy storage without disconnecting the leads

Check the Battery Status





Product warranty for 3 years
Accuracy guaranteed for 1 year

Lineup - Analog Meters

		1 Range		3 Ranges	
		IR4016 -20	IR4017 -20	IR4018 -20	3490
Measurement parameters		Testing voltage (DC)	500 V		
		Effective maximum indicated value	100 MΩ		
		1st effective measuring range	0.1 MΩ to 50 MΩ		
	2nd effective measuring range	0.01 MΩ to 0.1 MΩ or less 50 MΩ or more to 100 MΩ			
		Testing voltage (DC)	500 V		
		Effective maximum indicated value	1000 MΩ		
		1st effective measuring range	1 MΩ to 500 MΩ		
	2st effective measuring range	0.5 MΩ to 1 MΩ or less 500 MΩ or more to 1000 MΩ			
		Testing voltage (DC)	1000 V		
		Effective maximum indicated value	2000 MΩ		
1st effective measuring range		2 MΩ to 1000 MΩ			
2nd effective measuring range	1 MΩ to 2 MΩ or less 1000 MΩ or more to 2000 MΩ				
	Testing voltage (DC)	250 V	500 V	1000 V	
	Effective maximum indicated value	100 MΩ		4000 MΩ	
	1st effective measuring range	0.05 MΩ to 50 MΩ		2 MΩ to 1000 MΩ	
2nd effective measuring range	0.01 MΩ to 0.05 MΩ or less 50 MΩ to 100 MΩ		0.5 MΩ to 2 MΩ 1000 MΩ to 4000 MΩ		
Accuracy (Insulation)	±2% of scale length (1st effective measuring range) ±2% of scale length (2nd effective measuring range)				
AC Voltage	0 to 600 V				

Other	
Operating temperature	0°C to 40°C, 90% RH or less (non-condensating)
Storage temperature	-10°C to 50°C, 90% RH or less (non-condensating)
Dustproof and waterproof	IP40 (Excludes measuring terminals)
Drop proof	YES
Backlight	YES
Safety standard category	CAT III 600 V
Standards	EN61010 (Safety), EN61326 (EMC)
Power supply	LR6 alkaline battery x4
Continuous operating time	20 hours
Dimensions (W × H × D)	IR4016, IR4017, IR4018: 162 × 182 × 57 mm (6.38 × 7.17 × 2.24 in) 3490: 162 × 167 × 52 mm (6.38 × 6.57 × 2.05 in)
Weight	IR4016, IR4017, IR4018: 820 g (28.9 oz), 3490: 840 g (29.6 oz)

Accessories



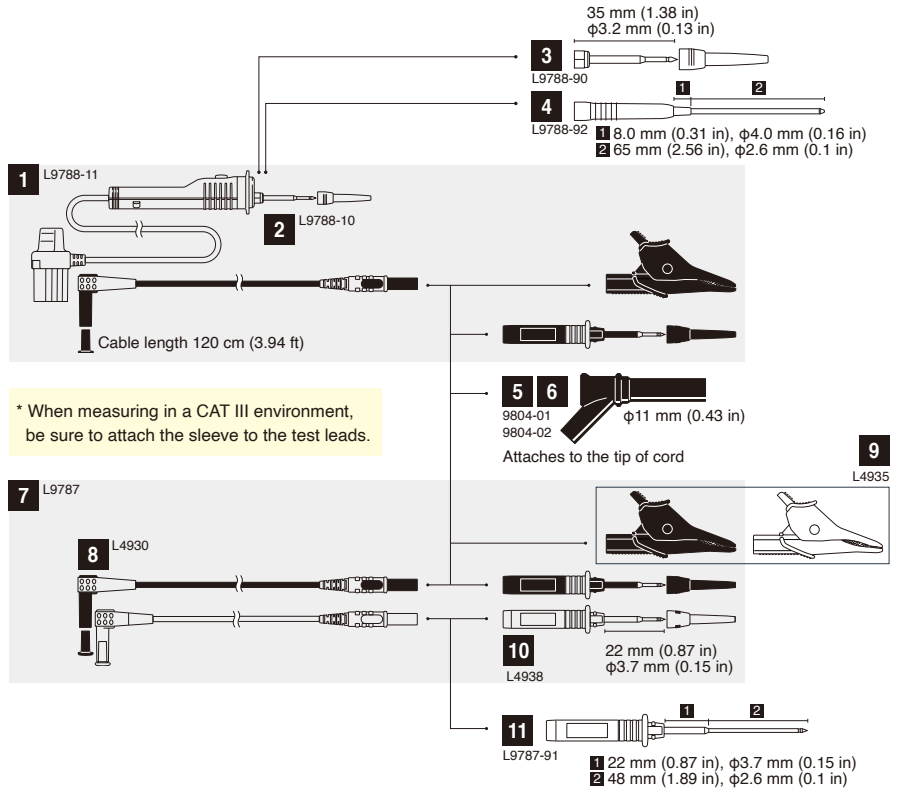
L9787

- TEST LEAD L9787 (1.2 m)
- Neck strap
- LR6 alkaline battery x4
- Instruction manual

Order code	IR4016-20
Order code	IR4017-20
Order code	IR4018-20
Order code	3490

Options

IR4016-20, IR4017-20, IR4018-20, IR4056-20, IR4056-21, IR4057-50, IR4057-90, IR4053-10, IR4059, 3490
1 TEST LEAD SET WITH REMOTE SWITCH L9788-11
2 TEST LEAD WITH REMOTE SWITCH (RED) L9788-10
3 TIP PIN L9788-90
4 BREAKER PIN L9788-92
5 MAGNETIC ADAPTER 9804-01
6 MAGNETIC ADAPTER 9804-02
7 TEST LEAD L9787
8 CONNECTION CABLE SET L4930
9 ALLIGATOR CLIP SET L4935
10 TEST PIN SET L4938
11 BREAKER PIN L9787-91
12 WIRELESS ADAPTER Z3210 (For IR4057-50, IR4059)
13 PROTECTOR Z5042 (For IR4059)
14 CARRYING CASE C0213 (EV MAINTENANCE MANUAL INCLUDED)
15 FUSE SET Z5052 (0.5 A / 1000 V Fuse set of 2)



IR5050, IR5051		
1 TEST LEAD L9850 -01	Red, 3 m (9.84 ft.)	
2 TEST LEAD L9850 -02	Black, 3 m (9.84 ft.)	
3 TEST LEAD L9850 -03	Blue, 3 m (9.84 ft.)	
4 TEST LEAD L9850 -11	Red, 10 m (32.81 ft.)	
5 TEST LEAD L9850 -12	Black, 10 m (32.81 ft.)	
6 TEST LEAD L9850 -13	Blue, 10 m (32.81 ft.)	
7 ALLIGATOR CLIP L9851 -01	Red	
8 ALLIGATOR CLIP L9851 -02	Black	
9 ALLIGATOR CLIP L9851 -03	Blue	
10 TEST PIN SET L9852	Red and black	
11 CARRYING CASE C0212		
12 WIRELESS ADAPTER Z3210		
13 COMMUNICATION PACKAGE DT4900-01 USB		



Note: Company names and product names appearing in this brochure are trademarks or registered trademarks of various companies.

HIOKI
HIOKI E. E. CORPORATION

HEADQUARTERS
81 Koizumi,
Ueda, Nagano 386-1192 Japan
<https://www.hioki.com/>

DISTRIBUTED BY