

Distributed by

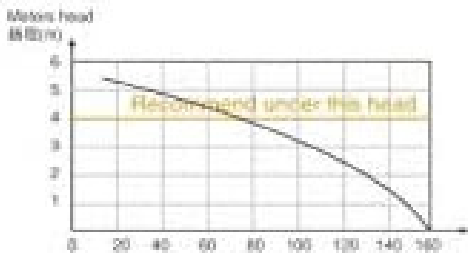


www.anbisolutions.com

Water Pump Condensate Pump PC-125A

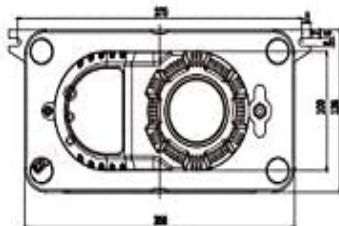
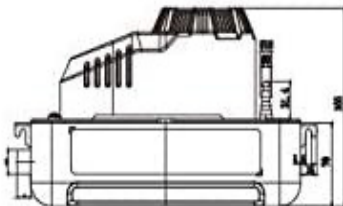


FLOW RATE



Model	Performance (l/h @ Head)					
	0m	1m	2m	3m	4m	5m
PC-125A	160	150	130	110	70	25

DIMENSIONS



Features:

- Stainless steel motor shaft
- Two different reservoir capacity
- Fan cooling for running stability
- 5 inlet ports(including the side one)
- Max discharge head to 4m
- Anti-backflow design
- Easy assemble and maintenance
- CE Certificate

Technical Data:

Model	PC-125A
Voltage	230V/50-60Hz 115V/60Hz
Discharge Head	4m(13Ft)
Flow Rate	125L/h(33GPH)
Tank Capacity	1.8L
Sound Level	48dB(A)
Ambient Temp.	0-50 °C
Power consumption	60W